

# Credit Verification

You will need to verify your personal credit by purchasing the following product follow the link below). Follow the instructions below to successfully create an account for Credit Check Total, then save your reports to a .PDF

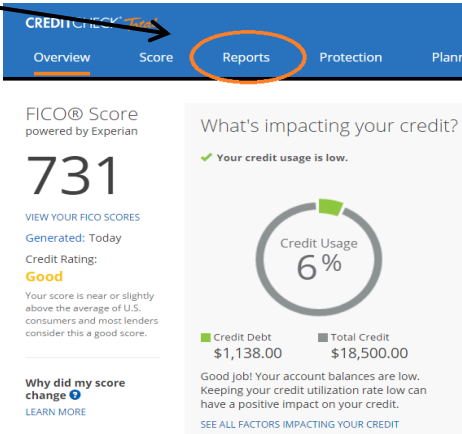
CLICK HERE



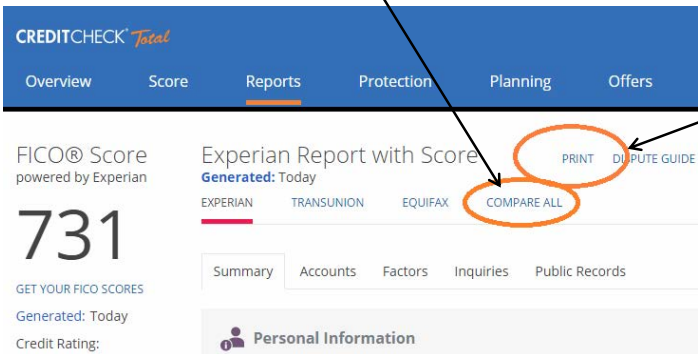
Credit Check Total Tri-Merge Report: One Dollar (\$1) for 7 days. After the free trial, a monthly fee will be assessed

## Saving your Report to a PDF

1. CLICK "Reports"



2. Click "Compare All"



3. Click "Print"

4.

Click "**View Report**"

Credit Report - Adobe PDF View

## Printable Report

Click the button below to view your credit report in Adobe PDF format. If you don't have Adobe Acrobat, you can download it for free by following the link at the bottom of the page. Once your credit report appears, you can save it to your computer or print a hard copy for your records. Remember, your credit report is confidential information. Be sure to keep it in a safe place or shred it before throwing it away.

Get Adobe Reader

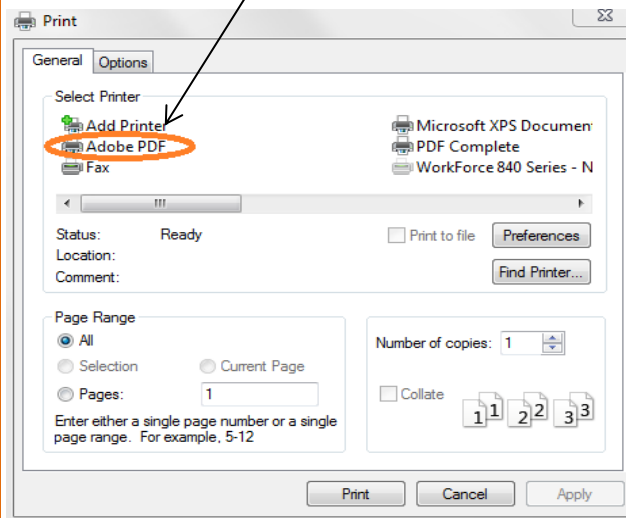
View Report

5.

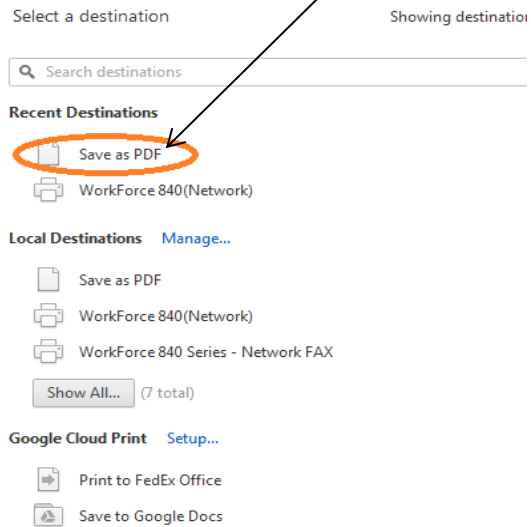
Press "**Ctrl + P**" to print page

IF you are browsing using **Internet Explorer**, or **Google Chrome**, you can save your report to a .pdf by using the option below...

**Internet Explorer**



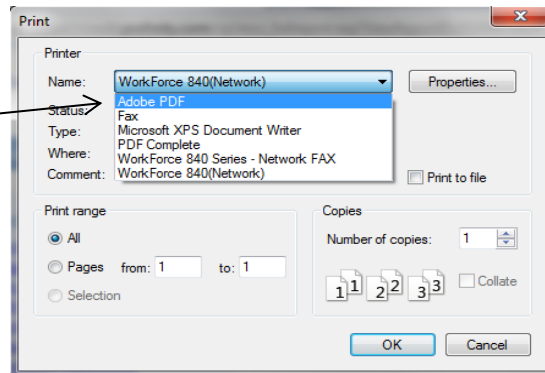
**Google Chrome**



**Firefox** Instructions on next page.....

IF you are browsing using **Mozilla Firefox**, use the following option to save your report to a .pdf

Save as **Adobe PDF**



\*Please note that you are not providing us any private information such as your social security number, or account numbers by giving us access to your Credit Check Total profile. This website conceals such sensitive information.

\*Be advised that any and all information submitted with this Pre-Qualification form is intended solely for the purpose of establishing the viability of the potential clients' credit attributes.